

**BHARATIYA VIDYA BHAVAN ,KOCHI**  
**YEAR PLAN FOR THE ACADEMIC YEAR 2023-24**  
**STD I ENVIRONMENTAL STUDIES**

MONTH	TOPIC	SUB-TOPICS	CONCEPTS
JUNE	1-THINGS AROUND ME (ORAL)	NATURAL THINGS,MAN-MADE THINGS	EXAMPLES OF NATURAL THINGS AND MAN- MADE THINGS
	2- LIVING AND NON-LIVING THINGS	LIVING THINGS ,NON- LIVING THINGS	FEATURES AND EXAMPLES OF LIVING THINGS AND NON- LIVING THINGS
	8- KEEPING CLEAN(ORAL)	KEEPING YOUR BODY CLEAN, KEEPING YOUR HOUSE CLEAN	HABITS OF CLEANLINESS
AUGUST	3- THE WORLD OF PLANTS	TYPES OF PLANTS, NEW PLANTS GROW FROM SEEDS	SMALL AND BIG PLANTS,LEAVES,THORNS,FLOWERS, FRUITS,SEEDS
SEPTEMBER	10- WE NEED AIR	AIR FILLS UP SPACE,WIND	IMPORTANCE OF AIR,PROPERTIES OF AIR,WIND, BREEZE,STORM
	4- THE ANIMAL WORLD	ANIMALS ARE OF DIFFERENT SIZES,WHERE DO ANIMALS LIVE?	BIG AND SMALL ANIMALS,ANIMALS THAT LIVE ON LAND,IN WATER ,BOTH ON LAND AND IN WATER
OCTOBER	4- THE ANIMAL WORLD (CONTINUES)	HOW DO ANIMALS MOVE?WHAT DO ANIMALS EAT?	DIFFERENT ANIMALS MOVE IN DIFFERENT WAYS AND EAT DIFFERENT KINDS OF FOODS
NOVEMBER	5- OUR BODY	THE PARTS OF THE BODY , SENSE ORGANS	PARTS OF THE BODY AND ITS USES, SENSE ORGANS AND ITS FUNCTIONS
	7- KEEPING FIT (ORAL)	HEALTHY EATING HABITS, PLAY AND EXERCISE, CORRECT POSTURE, REST AND SLEEP	GOOD EATING HABITS, IMPORTANCE OF REGULAR EXERCISE, GOOD POSTURE AND REST
DECEMBER	6- OUR NEEDS	WE NEED FOOD, WHERE DOES OUR FOOD COME FROM?	IMPORTANCE OF FOOD, FOOD FROM PLANTS AND ANIMALS.

JANUARY	6- OUR NEEDS	WE NEED CLOTHES, WE NEED A HOUSE	DIFFERENT TYPES OF CLOTHES, NEED
	9- SAFETY FIRST(ORAL)	SAFETY RULES AT HOME. ON THE ROAD, AT SCHOOL, AT PLAY, AT THE POOL	GOOD HABITS FOR SAFE LIVING
	12- WEATHER(ORAL)	A HOT AND SUNNY DAY, A COLD DAY, A CLOUDY AND RAINY DAY, WINDY DAY	DIFFERENT KINDS OF WEATHER
FEBRUARY	11- WE NEED WATER	IN HOW MANY WAYS DO WE USE WATER? WHERE DO WE GET WATER FROM? DRINKING CLEAN WATER, SAVING WATER	DIFFERENT USES AND SOURCES OF WATER FOR DRINKING CLEAN WATER, SAVE WATER
	13- UP IN THE SKY(ORAL)	THE SUN , THE MOON, THE STARS	THE SUN, DIFFERENT SHAPES OF MOON,
MARCH	NAME OF THE TEACHER	NAME OF THE SCHOOL	SIGNATURE
	DEEPTHI R	BMV, TRIPUNITHURA	<i>Deepti</i>
	CEEMOL MATHIEW	BVM, EROOR	<i>Ceemol</i>
	LEKSHMI AJITH	BAV, KAKKANAD	<i>Lekshmi</i>
	TESSY JOHN	BVM , ELAMAKKARA	<i>Tessy</i>
	DHANYA VARRIER	BVM, GIRINAGAR	<i>Dhanya</i>
	SREEKALA KRISHNADAS	BVV, THRIKKAKARA	<i>Sreekala</i>
	GREETTA JAMES	BNV, VELLORE	<i>Greetta</i>

**BHARATIYA VIDYA BHAVAN ,KOCHI**  
**STD I ENVIRONMENTAL STUDIES (2023-24)**

MONTH	TOPIC	ACTIVITIES
JUNE	1. THINGS AROUND ME	<ol style="list-style-type: none"> <li>1. Exercises A,B,C from text book, pages: 10, 11 .</li> <li>2. Draw a natural or a man-made thing on a piece of paper and decorate it with colours/sequins/beads/bits of paper or pencil shadings.</li> <li>3. Identify natural and man-made things from the picture on pages 8 &amp; 9 4. Ask students to cut pictures from old new papers or magazines and paste them on the notebook. Label "N" for natural things and "M" for man-made things.</li> </ol>
JULY	2. LIVING AND NON-LIVING THINGS	<ol style="list-style-type: none"> <li>1. Get set activity on page 12</li> <li>2. Text book exercise activity D pages:15.</li> <li>3. Take the class outdoors and help the students identify living and non-living things around them.</li> <li>4. Game: Pictures of living and non-living things are shown on the IIP in a sequence. Students are asked to clap twice only for the picture of living things.</li> </ol>
AUGUST	3.THE WORLD OF PLANTS	<ol style="list-style-type: none"> <li>1. Field Trip : Take students to the garden in the school. Let them observe tall trees, bushes, small plants, climbers and plants that creep on the ground. Let them also observe that trees are of different sizes and shapes. Discuss their observation in the classroom.</li> <li>2. Collect some fallen leaves from the garden and let children trace their shapes in their notebooks.</li> <li>3. The teacher guides the students to do the activity of printing the flower with ladies fingers given in exercise J(page no: 25)in the text book.</li> <li>4. Game: divide the class into 4 groups. Write names of different types of plants on pieces of paper. Fold the papers and put them in a bowl. Pick one paper at a time and read out the word. Each group will answer turn wise to tell you whether it is a big or small plant.</li> <li>5. The teacher shows the inner side of fruits. Let the children identify which of them are single seeded, a few seeded and many seeded.</li> <li>6. Find the missing letters : peepal, neem, lotus, rice, rose, litchi  1. P E _ P A L    2. N _ E M    3. L _ T U S    4. R _ C E    5. R _ S E    6. L I _ C H I</li> <li>7. Draw and colour the following fruits and vegetables. give their names : banana, beans,orange, mango, papaya.</li> </ol>
SEPTEMBER	10. WE NEED AIR	<ol style="list-style-type: none"> <li>1. Make a paper plane (Exercise I , textbook page no:81)</li> <li>2. Demonstrate how to blow air into a paper bag and let the students focus on how the paper bag bloats when you blow air into it with your mouth.</li> <li>3. The teacher asks students to take out their hand kerchief and move them rapidly in front of their face. What do they feel?</li> <li>4. The teacher then asks a few students to stand under a fan, what do they feel? What is moving - their hair and clothes?</li> <li>5. Teacher shows the videos of breeze and storm in IIP</li> </ol>

**BHARATIYA VIDYA BHAVAN ,KOCHI**

**STD I ENVIRONMENTAL STUDIES (2023-24)**

MONTH	TOPIC	ACTIVITIES
JUNE	1. THINGS AROUND ME	<ol style="list-style-type: none"> <li>Exercises A,B,C from text book, pages: 10, 11.</li> <li>Draw a natural or a man-made thing on a piece of paper and decorate it with colours/sequins/beads/bits of paper or pencil shadings.</li> <li>Identify natural and man-made things from the picture on pages 8 &amp; 9 4. Ask students to cut pictures from old new papers or magazines and paste them on the notebook. Label "N" for natural things and "M" for man-made things.</li> </ol>
JULY	2. LIVING AND NON-LIVING THINGS	<ol style="list-style-type: none"> <li>Get set activity on page 12</li> <li>Text book exercise activity D pages:15.</li> <li>Take the class outdoors and help the students identify living and non-living things around them.</li> <li>Game: Pictures of living and non-living things are shown on the IIP in a sequence. Students are asked to clap twice only for the picture of living things.</li> </ol>
AUGUST	3. THE WORLD OF PLANTS	<ol style="list-style-type: none"> <li>Field Trip : Take students to the garden in the school. Let them observe tall trees, bushes, small plants, climbers and plants that creep on the ground. Let them also observe that trees are of different sizes and shapes. Discuss their observation in the classroom.</li> <li>Collect some fallen leaves from the garden and let children trace their shapes in their notebooks.</li> <li>The teacher guides the students to do the activity of printing the flower with ladies fingers given in exercise (page no: 25) in the text book.</li> <li>Game: divide the class into 4 groups. Write names of different types of plants on pieces of paper. Fold the papers and put them in a bowl. Pick one paper at a time and read out the word. Each group will answer turn wise to tell you whether it is a big or small plant.</li> <li>The teacher shows the inner side of fruits. Let the children identify which of them are single seeded, a few seeded and many seeded.</li> <li>Find the missing letters : peepal, neem, lotus, rice, rose, litchi 1. PE _ PAL    2. N _ EM    3. L _ TUS    4. R _ CE    5. R _ SE    6. L I _ CHI</li> <li>Draw and colour the following fruits and vegetables. give their names : banana, beans, orange, mango, papaya.</li> </ol>
SEPTEMBER	10. WE NEED AIR	<ol style="list-style-type: none"> <li>Make a paper plane (Exercise 1, textbook page no:81)</li> <li>Demonstrate how to blow air into a paper bag and let the students focus on how the paper bag bloats when you blow air into it with your mouth.</li> <li>The teacher asks students to take out their handkerchief and move them rapidly in front of their face. What do they feel?</li> <li>The teacher then asks a few students to stand under a fan, what do they feel? What is moving - their hair and clothes?</li> <li>Teacher shows the videos of breeze and storm in IIP</li> </ol>

<p>SEPTEMBER/OCTOBER</p>	<p>4. THE ANIMAL WORLD</p>	<p>1. Teacher shows the pictures of animals of different sizes in IIP. Children are asked to identify the big and small ones.</p> <p>2. Encourage students to talk about the habits of their pet.</p> <p>3. Write names of different animals (cat, dog, duck, hen, crow, goat, elephant, lion) on pieces of paper and put them in a bowl. Ask each student to pick one chit from the bowl. Instruct the child to act like that animal so that others can guess the name of the animal. Give every student a small piece of paper with the name of an animal written on it. Let them hold it in front of them for others to see. Now, read out something related to different animals. For example, say animals that live on land, all the students with the names of animals that live on land will stand up. Similarly, you can call out; *Animals that live in water</p> <ul style="list-style-type: none"> <li>*Small animals</li> <li>*Big animals</li> <li>*Insects</li> <li>*Birds that can fly</li> <li>*Birds that cannot fly</li> <li>*Animals that eat plants</li> <li>*Animals that eat flesh</li> </ul> <p>4. Text book Exercise 1, Page 37</p>
--------------------------	----------------------------	---

**BHARATIYA VIDYA BHAVAN ,KOCHI**

**SCHEME OF WORK FOR THE YEAR 2023-24**

<b>CLASS</b>	STD I				<b>ASSESSMENT FOR LEARNING</b>
<b>SUBJECT</b>	ENVIRONMENTAL STUDIES				
<b>MONTH</b>	JUNE				
<b>TOPIC</b>	THINGS AROUND ME				
<b>COMPETENCIES</b>	Explores the natural and social environment in their surroundings				
<b>SUB-TOPIC</b>	<b>CONCEPTS</b>	<b>COMPETENCIES</b>	<b>LEARNING OUTCOMES</b>	<b>COGNITIVE LEVELS (as per Blooms Taxonomy)</b>	
Natural things, man-made things	Examples of natural things and man-made things		*Differentiates between natural and man-made things *Lists out natural and man-made things from their surroundings *Develops creative thinking.	Knowledge - recall and reproduction Understand- recall and reproduction Analyze - strategic thinking Create - extended thinking	ES - 1

**BHARATIYA VIDYA BHAVAN ,KOCHI**

**SCHEME OF WORK FOR THE YEAR 2023-24**

<b>STD I</b>				
<b>ENVIRONMENTAL STUDIES</b>				
<b>CLASS</b>	<b>SUBJECT</b>	<b>MONTH</b>	<b>TOPIC</b>	<b>COMPETENCIES</b>
		<b>JULY</b>	<b>2-LIVING AND NON- LIVING THINGS 8- KEEPING CLEAN (ORAL)</b>	<b>Understands the interdependence in their environment through observation and experiences. Explains how to ensure the safety of self and others in different situation.</b>
<b>SUB-TOPIC</b>	<b>CONCEPTS</b>	<b>COMPETENCIES</b>	<b>LEARNING OUTCOMES</b>	<b>COGNITIVE LEVELS (as per Blooms Taxonomy)</b>
Living things,non-living things	Features and examples of living things and non- living things.  Words to be written : <b>grow, eat,move, feel,breathe</b>		* Identify simple things (e.g., that can/can't grow,move,eat,feel etc) in the immediate surroundings. *Group the identified things into : "those can" and "those can't". *Infer living things and non-living things from the activity. *Cite more examples of living and non-living things from their surroundings.	Knowledge -recall and reproduction Understand - recall and reproduction Create - extended thinking
		C-2.1		Worksheet - 1 Oral Test Text book exercises A,B,C,E pages:14,15,16
Keeping your body clean, keeping your house clean	Habits of cleanliness	C-3.1	Recognise the importance of personal hygiene and practice a disciplined life.	Knowledge- recall and reproduction Group Discussion : Speak 3 sentences about habits of cleanliness.

**BHARATIYA VIDYA BHAVAN, KOCHI**

**SCHEME OF WORK FOR THE YEAR 2023-24**

<b>CLASS</b>	STD I			
<b>SUBJECT</b>	ENVIRONMENTAL STUDIES			
<b>MONTH</b>	AUGUST			
<b>TOPIC</b>	3-THE WORLD OF PLANTS			
<b>COMPETENCIES</b>	Develops sensitivity towards social and natural environment			
<b>SUB-TOPIC</b>	<b>CONCEPTS</b>	<b>COMPETENCIES</b>	<b>LEARNING OUTCOMES</b>	<b>COGNITIVE LEVELS (as per Blooms Taxonomy)</b>
Types of plants, new plants grow from seeds	Small plants (herbs) and big plants(trees), leaves, thorns,flowers,fruits, seeds  Words to be written: seeds, lady's finger, flowers, pumpkin,watermelon,mooney plant.	C-4.1	*Shows sensitivity for plants in their surroundings. *Observes the diversity of plants in their surroundings. *Records observations, experiences, information on diversity of plants. *Classifies the plants based on their size. *Develops artistic skills.	Knowledge - recall and reproduction Apply - skills and concepts Analyse - strategic thinking Create - extended thinking
				<b>ASSESSMENT FOR LEARNING</b> Worksheet- 2 ES - 2 Text book exercises pages:23,24,25,26



**BHARATIYA VIDYA BHAVAN , KOCHI**







**SCHEME OF WORK FOR THE YEAR 2023-24**

<b>CLASS</b>	<b>STD I</b>				
<b>SUBJECT</b>	<b>ENVIRONMENTAL STUDIES</b>				
<b>MONTH</b>	<b>SEPTEMBER</b>				
<b>TOPIC</b>	<b>10 - WE NEED AIR4 - THE ANIMAL WORLD</b>				
<b>COMPETENCIES</b>	<b>Develops sensitivity towards social and natural environment</b>				
<b>SUB-TOPIC</b>	<b>CONCEPTS</b>	<b>COMPETENCIES</b>	<b>LEARNING OUTCOMES</b>	<b>COGNITIVE LEVELS (as per Blooms Taxonomy)</b>	<b>ASSESSMENT FOR LEARNING</b>
Air fills up space, wind	Importance of air, properties of air, wind, breeze, storm.  Words to be written: <b>air, fire, wind, breeze, storm, football, balloon.</b>	C-4.3	*Identify various things that move with the help of air. *Design models based on the concept learnt. *Tell the difference between storm and breeze. *Observe activities to show the properties of air. *Discuss the uses of air.	Knowledge - recall and reproduction Understand- recall and reproduction Create - extended thinking	Worksheet - 3 Textbook exercises pages: 78,79,80,81
Animals are of different sizes, where do animals live?	Big and small animals, animals that live on land, in water, both on land and in water.  Words to be written: <b>elephant, puppy, insects.</b>	C-4.1	*Classify animals based on their size and habitat. *Correlates the pictures with the names of animals.	Analyze - strategic thinking Understand - recall and reproduction	Worksheet - 4 Textbook exercises pages: 34,35,36,37

**SCHEME OF WORK FOR THE YEAR 2023-24**

**BHARATIYA VIDYA BHAVAN ,KOCHI**

<b>CLASS</b>	STD I
<b>SUBJECT</b>	ENVIRONMENTAL STUDIES
<b>MONTH</b>	OCTOBER
<b>TOPIC</b>	4- THE ANIMAL WORLD
<b>COMPETENCIES</b>	Develops sensitivity towards social and natural environment
<b>SUB-TOPIC</b>	<b>CONCEPTS</b>
How do animals move? What do animals eat?	Different animals move in different ways and eat different kinds of foods.  Words to be written : legs, wings, fins, flippers, flesh.
	<b>COMPETENCIES</b>
	C-4.1
	<b>LEARNING OUTCOMES</b>
	*Categorize animals according to their food habits *Discuss the characteristic features of animals based on their food habits. *Differentiate animals based on their movements
	<b>COGNITIVE LEVELS (as per Blooms Taxonomy)</b>
	Understand - recall and reproduction Analyze - strategic thinking
	<b>ASSESSMENT FOR LEARNING</b>
	Worksheet - 5 Textbook exercises pages: 34,35,36,37

NAME OF THE TEACHER	NAME OF THE SCHOOL	SIGNATURE
DEEPTHI R	BMV, TRIPUNITHURA	
CEEMOL MATHEW	BVM, EROOR	
LEKSHMI AJITH	BAV, KAKKANAD	
TESSY JOHN	BVM, ELAMAKKARA	
DHANYA VARRIER	BVM, GIRINAGAR	
SREEKALA KRISHNADAS	BW, THRIKKAKARA	
GREETTA JAMES	BNV, VELLORE	